

Screw specifications

Part Number	X size	L size	Internal tooth
A/C/E	4.8	7.0	4#40
B/D/F	5.8	7.0	4#40
G	4.8	10.2	4#40
H/I	4.8	8.2	4#40

Instructions:

1. Features:

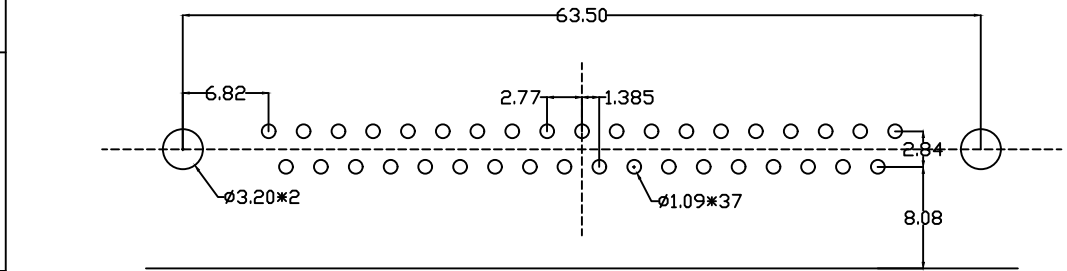
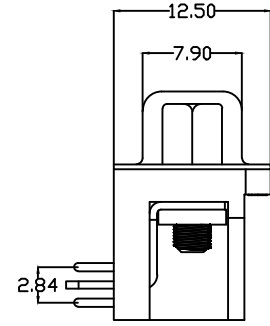
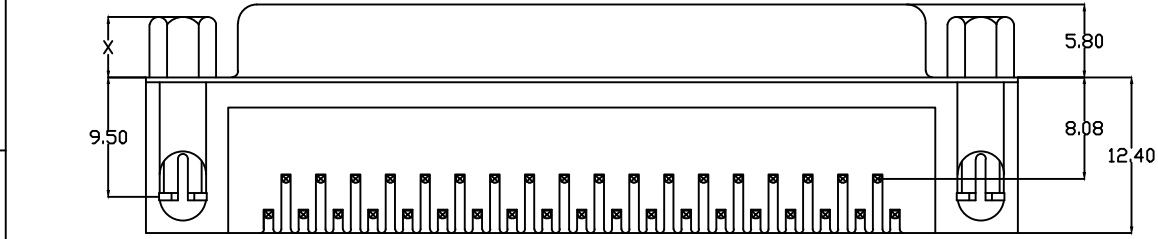
- The rated voltage :250V AC The maximum
- Rated current :The biggest 3A
- Contact impedance :30mΩ MAX.
- Insulation impedance :3000MΩ MIN. at 500V DC
- Resistance to voltage value :250V AC RMS for 1Minute
- Working temperature : -45°C~+85°C

2. Material:

- Rubber core : PBT rated or PA9T rated
- Terminal : Copper alloy
- The shell : SPCC or copper alloy or stainless steel nickel plating or passivation treatment
- The harpoon : SPCC or copper alloy, tin plated
- The rivet : Copper alloy, nickel plated
- Screw : Iron/copper alloy, nickel plated

205C 37 F X X X XX X X A X
 1 2 3 4 5 6 7 8 9 10 11

- Series number:
205C=DR Head 7.2 Rivet lock punch needle
- PIN a distinction between:
09=9PIN 15=15PIN 25=25PIN 37=37PIN
- Male female to distinguish:
F=The mother M=The male
- Traditional simple distinction:
C=traditional J=Half a simple and easy
W=Does not distinguish between
- Plastic to distinguish:
1=PBT vinyl 2=PBT Black rubber flame retardant
9=PA9T vinyl
- Electroplating to distinguish:
S=The tin A=Half gold and half tin G=All the gold
- The thickness of the coating:
00=0.6u-0.8u gold 01=1u gold 02=2u gold....
Note: If the product is half gold tin the 00 number those represent the remainder of the gold μs
SS=Total tin 80u-110u
- Enclosure differentiation:
A=iron 12H B=iron 24H C=iron 48H D=Copper shell
E=Stainless steel passivation F=Stainless steel nickel plating
G=Gold plated iron shell
- Harpoon distinction:
1=Iron harpoon 12H 2=Iron harpoon 24H 3=Copper harpoon
- Rivet differentiation:
A=5.4*5.1*1.2 rivet
- Screw differentiation:
A=4.8 Iron screw B=5.8 Iron screw C=4.8 Copper screw
D=5.8 Copper screw E=4.8 Gold plated iron screws
F=5.8Gold plated iron screws G=4.8*15.0 Iron screw
H=4.8*13.0 Iron screw I=4.8*13.0Copper screw



P.C.B LAYOUT

UNLESS OTHERWISE SPECIFIED TOLERANCE	
ANG.	±5°
0.	±0.5
.0	±0.3
.00	±0.2

QIANGTS 深圳市强泰盛电子有限公司
 Shenzhen Qiangtaisheng Electronic Co. LTD.
 TEL:86-755-82599792 FAX:86-755-27313473

SCALE: AS SHOWN	UNIT: mm
DRAWN WAN	07/07/08
CHECKED CHEN	07/07/08
APPROVED CHEN	07/07/08

DRAWN NAME:	DR37母铆锁
PRODUCT NO.	205C37FXXXXXXXXX
FILE NAME:	205C37FXXXXXXXXX

REV.	DESCRIPTION	DATE
A	ECN-20130617001(WAN)	06/17/13